


Liczba mnoga rzeczowników – Angielski od podstaw – Klucz odpowiedzi


Zad. 1 Podpisz poniższe ilustracje w języku angielskim przedstawiające różne **rzeczowniki w liczbie mnogiej**.




1. peaches



2. strawberries



3. cherries



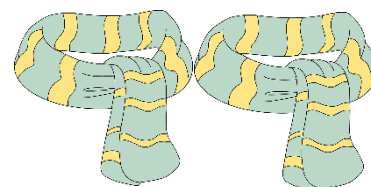
4. plums




5. babies



6. teeth



7. scarves



8. monkeys




9. watches



10. leaves



11. boxes



12. mice



13. tomatoes




14. foxes



15. knives



16. feet




17. fish



18. glasses



19. keys




20. sheep




21. wolves




22. potatoes



23. radishes



24. dresses



25. children

Zad. 2 Uzupełnij luki w zdaniach rzeczownikami podanymi w nawiasach odmieniając je w **liczbie mnogiej**.

1. There are two **churches** (church) in my town.
2. I like taking **photos** (photo).
3. Lucy doesn't like going to **parties** (party).
4. A week has got seven **days** (day).
5. **Women** (woman) are beautiful.
6. He has got two **puppies** (puppy).
7. **Boys** (boy) aren't polite.
8. Their **wives** (wife) go shopping every Friday.
9. How many **loaves** (loaf) of bread do you need?
10. There are five **trays** (tray) on the table.

Zad. 3 Do podanych poniżej rzeczowników dopisz ich **liczbę mnogą**.

1. balloon – **balloons**
2. dictionary – **dictionaries**
3. pen – **pens**
4. brush – **brushes**
5. family – **families**
6. man – **men**
7. story – **stories**
8. bus – **buses**
9. stamp – **stamps**
10. pencil – **pencils**
11. address – **addresses**
12. piano – **pianos**
13. city – **cities**
14. shelf – **shelves**
15. lorry – **lorries**
16. coin – **coins**
17. thief – **thieves**
18. flower – **flowers**
19. dish – **dishes**
20. wallet – **wallets**